

Year 1 Art & Design Knowledge Organiser Spring
Painting and mixed media: Colour splash

Clarice Cliff
 1922-1963



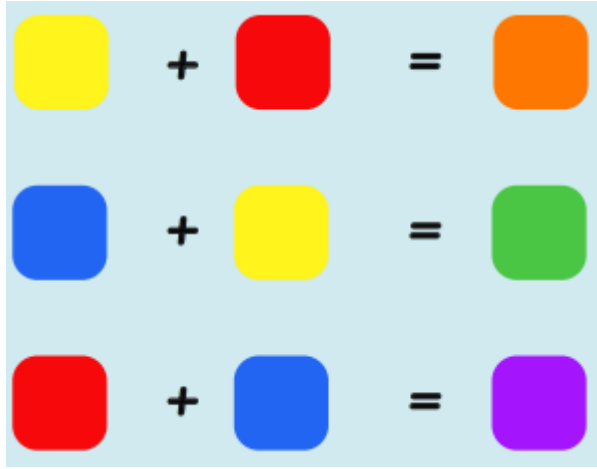
An English ceramic artist and designer.



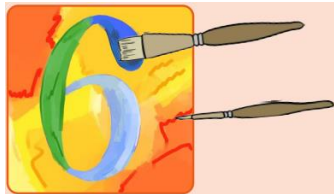
Primary colours



Mix secondary colours



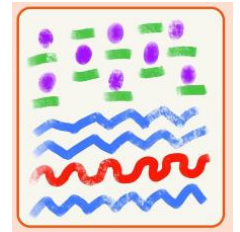
Different brushes make different marks



Knowledge

	Making colours <ul style="list-style-type: none"> Secondary colours are made by mixing two primary colours together
	Painting with colour <ul style="list-style-type: none"> Different brushes create different effects Applying paint thickly can create texture and a balance of colour in my painting
	Printing with paint <ul style="list-style-type: none"> Different ways of printing can create different patterns and effects New colours can be created by overlapping my prints
	Exploring colour mixing <ul style="list-style-type: none"> Primary colours can be mixed to create light and dark tones Adding water or a lighter colour makes a lighter shade Adding a darker colour makes a darker shade
	Clarice Cliff Plates <ul style="list-style-type: none"> Clarice Cliff used bright rainbow colours with a concentric circle pattern Blowing my paint can create a different effect

Create patterns by repeating shapes, colours, lines



Key Vocabulary

Hue	Describing an exact colour e.g. by its shade
Mix	Combining two or more colours together
Primary colours	The colours from which all other colours are mixed
Pattern	A design that repeats
Print	Transferring an image onto another surface, e.g. finger printing

Create patterns by printing

